


# TOVO



## ESPERANCE

|                 |   |
|-----------------|---|
| DESCRIPTION     | Bollard and/or Post Top Light                 |
| CODES           | 5220  |
| FINISHES        | Black, Copper, Brass, Stainless Steel, Custom |
| COLOUR TEMP     | 2700K, 3000K                                  |
| CRI             | ≥90   |
| LUMEN OUTPUT    | 550 Lm  |
| WATTAGE         | 5W  |
| FIXTURE VOLTAGE | 24V DC Constant Voltage                       |
| DIMMING         | Based On Driver Selection                     |
| DRIVER          | Remote Driver Required                        |
| DRIVER OPTIONS  | Non-Dim, Phase, Touch, DALI                   |
| IP RATING       | IP66  |

Notes:  
All data stipulated are nominal values based on 2700K with accuracy of +/- 5%.



# ESPERANCE

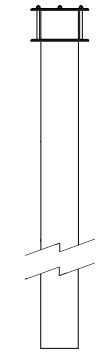
## MANUFACTURING OPTIONS

| FIXTURE |                      |                    |            |              | DRIVER         |
|---------|----------------------|--------------------|------------|--------------|----------------|
| CODE    | FINISH               | SPIKE              | CCT        | VOLTAGE      | DIMMING        |
| 5220    | BLK - Black          | S6 - 600mm         | 27 - 2700K | 24V - 24V DC | ND - Non-Dim   |
|         | CU - Copper          | S9 - 900mm         | 30 - 3000K |              | PH - Phase Dim |
|         | BR - Brass           | SC - Custom length |            |              | TH - Touch Dim |
|         | SS - Stainless Steel |                    |            |              | DA - DALI      |
|         | CF - Custom Finish   |                    |            |              |                |


Example Code: **5220\_CU\_S6\_27\_24V**

Notes:  
Phase dimable drivers are not recommended for 24V DC fixtures due to possible flickering, but can be provided upon request.

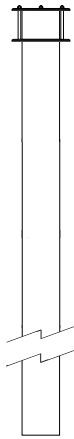
## ACCESSORIES



S6 - 600mm



S9 - 900mm



SC - Custom length