

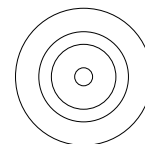

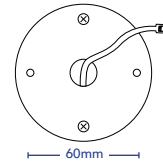
TOVO



KINGSTON SURFACE – KS76

DESCRIPTION	Surface Mounted Downlight
CODES	4386
FINISHES	White, Black, Copper, Brass, Stainless steel, Aged Copper, Aged Brass, Custom
COLOUR TEMP	2700K, 3000K, Tunable White
CRI	≥92
LUMEN OUTPUT	650Lm
WATTAGE	9.5W
BEAM ANGLE	*60°, 38°, 24°
FIXTURE VOLTAGE	24V DC Constant Voltage 25-42V DC Constant Current 240V AC (GU10)
DIMMING	Based On Driver and Voltage Selection
DRIVER	Remote Driver Required for 24V DC Selection Remote Driver Provided for Constant Current Selection GU10 Lamp Provided for 240V AC Selection
DRIVER OPTIONS	Non-Dim, Phase, Touch, DALI
IP RATING	IP44

Notes:
*60 degree beam angle as standard.
All data stipulated are nominal values based on 2700K with accuracy of +/- 5%.



WHITE



BLACK



COPPER



BRASS



STAINLESS STEEL



CUSTOM



AGED COPPER



AGED BRASS

KINGSTON SURFACE - KS76

MANUFACTURING OPTIONS

FIXTURE						DRIVER
CODE	OUTER FINISH	INNER FINISH	CCT	BEAM ANGLE	VOLTAGE	DIMMING
4386	WH - White	WH - White	27 - 2700K	24 - 24° Narrow	24V - 24V DC	ND - Non-Dim
	BLK - Black	BLK - Black	30 - 3000K	38 - 38° Medium	*Remote driver required	PH - Phase Dim
	CU - Copper	CU - Copper		60 - 60° Wide		TH - Touch Dim
	BR - Brass	BR - Brass				DA - DALI
	SS - Stainless Steel	SS - Stainless Steel				
	AC - Aged Copper	AC - Aged Copper				
AB - Aged Brass	AB - Aged Brass					
CF - Custom Finish	CF - Custom Finish					
			CCT	BEAM ANGLE	VOLTAGE	DIMMING
			27 - 2700K	24 - 24° Narrow	CC - 20V-40V DC	PH - Phase Dim
			30 - 3000K	38 - 38° Medium	*Dedicated remote driver provided @ 250mA	TH - Touch Dim
				60 - 60° Wide		DA - DALI
			CCT	BEAM ANGLE	VOLTAGE	DIMMING
			22/40 - 2200K-4000K	24 - 24° Narrow	TW - 20V-40V DC	DA - DALI
			27/65 - 2700K-6500K	38 - 38° Medium	*Dedicated remote TW driver provided. @ 250mA. 4 Core cable required.	
				60 - 60° Wide		
			CCT	BEAM ANGLE	VOLTAGE	DIMMING
			27 - 2700K	60 - 60° Wide	240V - 240V AC	ND - Non-Dim
			30 - 3000K		*No driver required	PH - Phase Dim

Example Code: 4386_WH_CU_27_38_CC_PH

Notes:

60 degree beam angle as standard.
 240V AC Fixture are only available with GU10 lamps.
 Phase dimable drivers are not recommended for 24V DC fixtures due to possible flickering, but can be provided upon request.
 Raw metal outer barrel finishes can only be paired with the same raw metal finish on the inner barrel.