
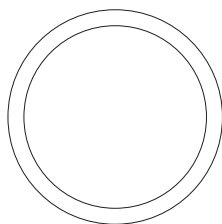
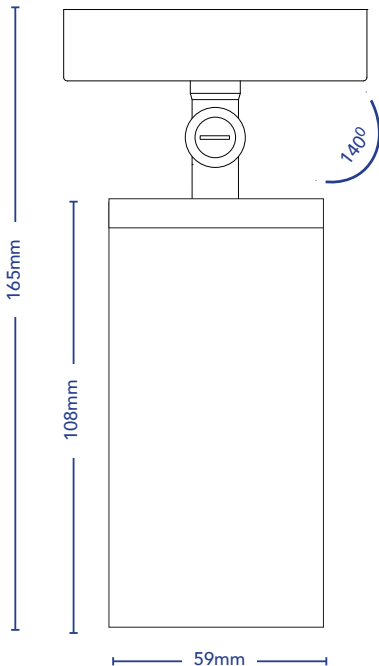


TOVO

BURLEIGH ADJUSTABLE

DESCRIPTION	Adjustable Surface Mounted Spotlight
CODES	3453
FINISHES	White, Black, Copper, Brass, Stainless Steel, Custom, Aged Copper, Aged Brass
COLOUR TEMP	2700K, 3000K
BEAM ANGLE	*60, 38, 24
CRI	≥90
LUMEN OUTPUT	676Lm
WATTAGE	8W
FIXTURE VOLTAGE	24V DC Constant Voltage
DIMMING	Based On Driver and Voltage Selection
DRIVER	Remote Driver Required for 24V DC Selection
DRIVER OPTIONS	Non-Dim, Phase, Touch, DALI
IP RATING	IP66

Notes
 *60 degree beam angles as a standard:
 All data stipulated are nominal values based on 2700K with accuracy of +/- 5%.



BURLEIGH ADJUSTABLE

MANUFACTURING OPTIONS

FIXTURE						DRIVER
CODE	FINISH	BACK PLATE	CCT	BEAM ANGLE	VOLTAGE	DIMMING
3453	WH - White	SB - Standard Base	27 - 2700K	24 - 24° Narrow	24V - 24V DC	ND - Non-Dim
	BLK - Black	FRN - Flat Round	30 - 3000K	38 - 38° Medium		PH - Phase Dim
	CU - Copper	FSQ - Flat Square		60 - 60° Wide		TH - Touch Dim
	BR - Brass	FRE - Flat Rectangular				DA - DALI
	SS - Stainless Steel					
	AC - Aged Copper					
	AB - Aged Brass					
CF - Custom Finish						

Example Code: **3453_CU_FSQ_27_38_24V**

Notes:
* Phase dimable drivers are not recommended for 24V DC fixtures due to possible flickering, but can be provided upon request.

BACK PLATES

24V DC



SB - Standard Base



FRN - Flat Round



FSQ - Flat Square



FRE - Flat Rectangular

Notes:
All screws provided for installation into different materials.